

Scaled data based on original data using  
LM-79-08 Approved Method: Electrical and Photometric Measurements of Solid-  
State Lighting Products

Test Report Prepared for  
Cooper Lighting Solutions  
(formerly Eaton)

Brand: McGRAW-EDISON

Report Number: P386420

Luminaire Tested: **GWC-SA2A-750-U-SLR-HSS**

Issue Date: 3/3/2020

**Test Information**

Test Method: LM-79-08  
Report Number: P386420  
TEST IS SCALED FROM IESNA LM-79-08 TEST DATA (G2-1903-205-28)  
Test Lab: INNOVATION CENTER  
Issue Date: 3/3/2020  
Manufacturer: COOPER LIGHTING SOLUTIONS (FORMERLY EATON)  
Product Line: MCGRAW-EDISON  
Catalog Number: GWC-SA2A-750-U-SLR-HSS  
Description: GALLEON WALL LUMINAIRE  
(2) 70 CRI, 5000K, 615mA LIGHTSQUARES WITH 16 LEDS EACH AND SPILL LIGHT  
ELIMINATOR RIGHT OPTICS WITH HOUSE SIDE SHIELD  
Light Source: -  
Ballast/Driver: ELECTRONIC DRIVER

**Summary**

Lumens per Lamp: N/A  
Luminaire Lumens: 7209 lumens  
Efficiency: N/A  
Efficacy: 109.2 lumens/watt  
Luminous Opening: Rectangular (W 1' x L: 0.5' x H: 0')  
IES Classification: Type IV - Medium  
BUG Rating: B1 - U0 - G2

Input Watts (W): 66  
Input Voltage (V): NR  
Input Current (A<sub>in</sub>): NR  
Voltage Rise (V): NR  
Power Factor: NR  
Total Harmonic Distortion (THDi): NR  
Frequency (hertz): 60  
Stabilization Time: NR  
Operation Time: NR  
Ambient Temperature (°C): NR  
Test Distance: 24 FT

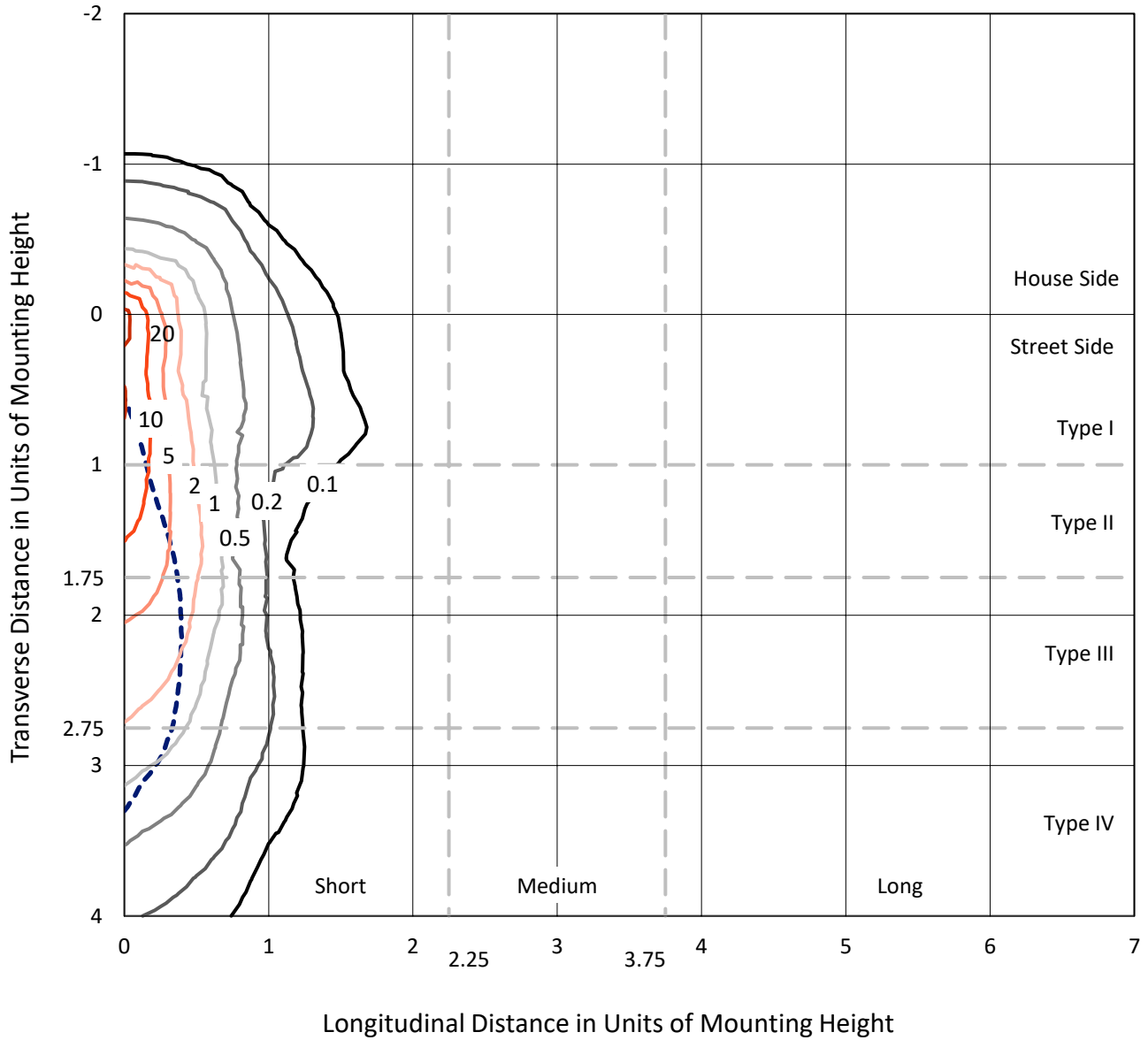




REPORT NUMBER: P386420  
 CATALOG NUMBER: GWC-SA2A-750-U-SLR-HSS

### Iso-Footcandle Lines of Horizontal Illumination

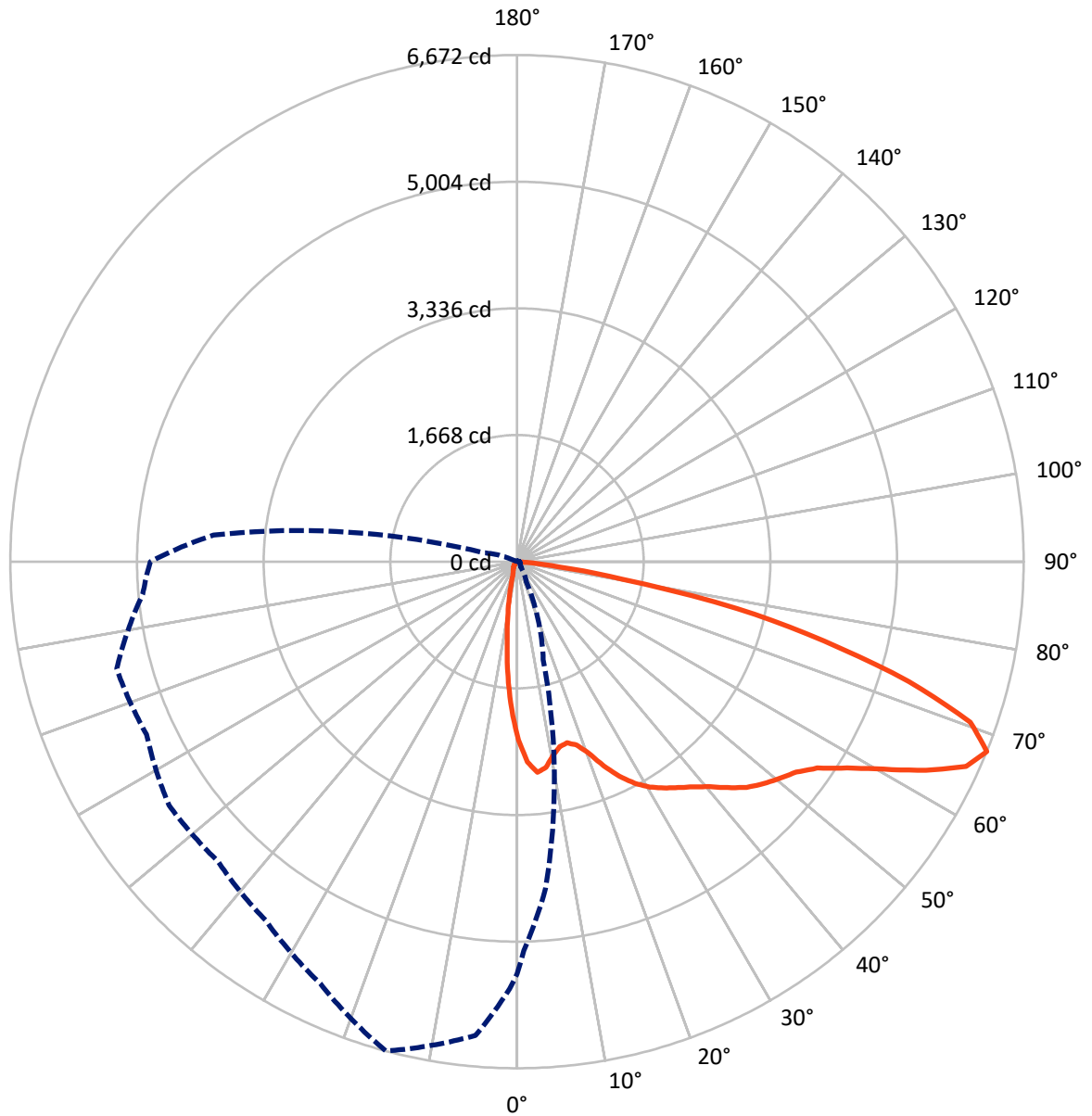
× Max cd  
 - - - 1/2 Max cd



Based on 10 foot mounting height. Maximum calculated value = 23.5 fc  
 Type IV - Medium - N/A

REPORT NUMBER: P386420  
CATALOG NUMBER: GWC-SA2A-750-U-SLR-HSS

### Luminous Intensity Polar Plot



— Vertical Plane Through 345-Deg Lateral    - - - Horizontal Cone Through 67.5-Deg Vertical



REPORT NUMBER: P386420  
 CATALOG NUMBER: GWC-SA2A-750-U-SLR-HSS

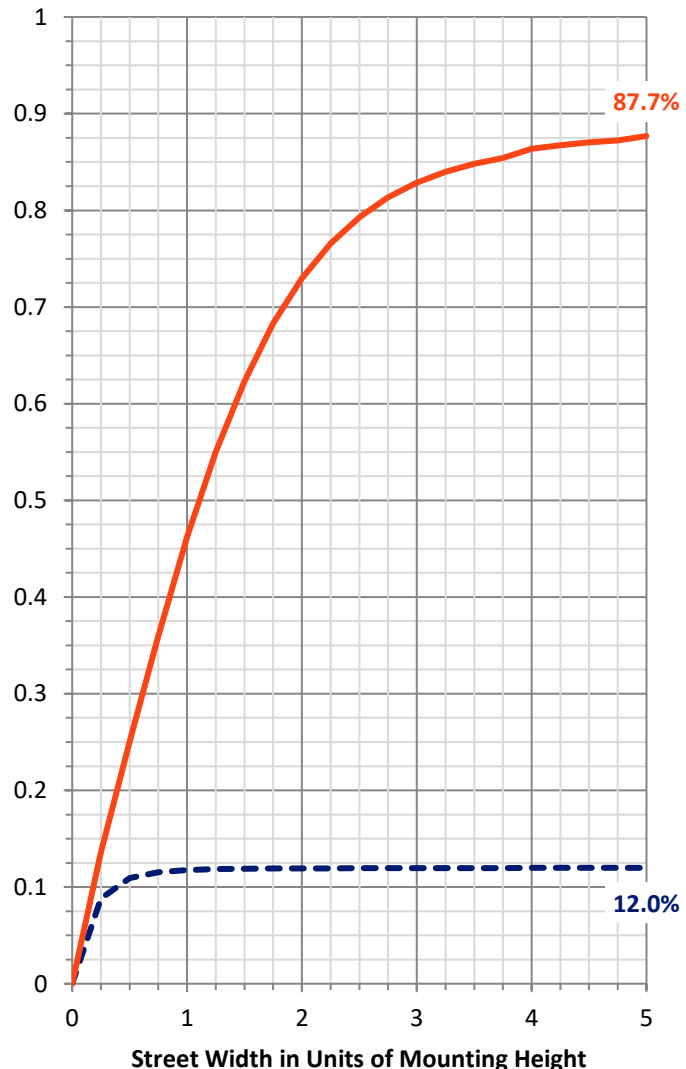
**FLUX DISTRIBUTION:**

		Downward	Upward	Total
<b>House Side</b>	Lumens	872.5	0.0	872.5
	% Fixture	12.1	0.0	12.1
<b>Street Side</b>	Lumens	6336.5	0.0	6336.5
	% Fixture	87.9	0.0	87.9
<b>Total</b>	Lumens	7209.0	0.0	7209.0
	% Fixture	100.0	0.0	100.0

**Coefficient of Utilization**

**ZONAL LUMENS:**

Zone	Lumens	% Fixture
0°-10°	180.2	2.5
10°-20°	358.7	5.0
20°-30°	509.4	7.1
30°-40°	752.4	10.4
40°-50°	1085.2	15.1
50°-60°	1523.4	21.1
60°-70°	1775.8	24.6
70°-80°	907.8	12.6
80°-90°	115.9	1.6
90°-100°	0.0	0.0
100°-110°	0.0	0.0
110°-120°	0.0	0.0
120°-130°	0.0	0.0
130°-140°	0.0	0.0
140°-150°	0.0	0.0
150°-160°	0.0	0.0
160°-170°	0.0	0.0
170°-180°	0.0	0.0
0°-90°	7209.0	100.0
0°-180°	7209.0	100.0



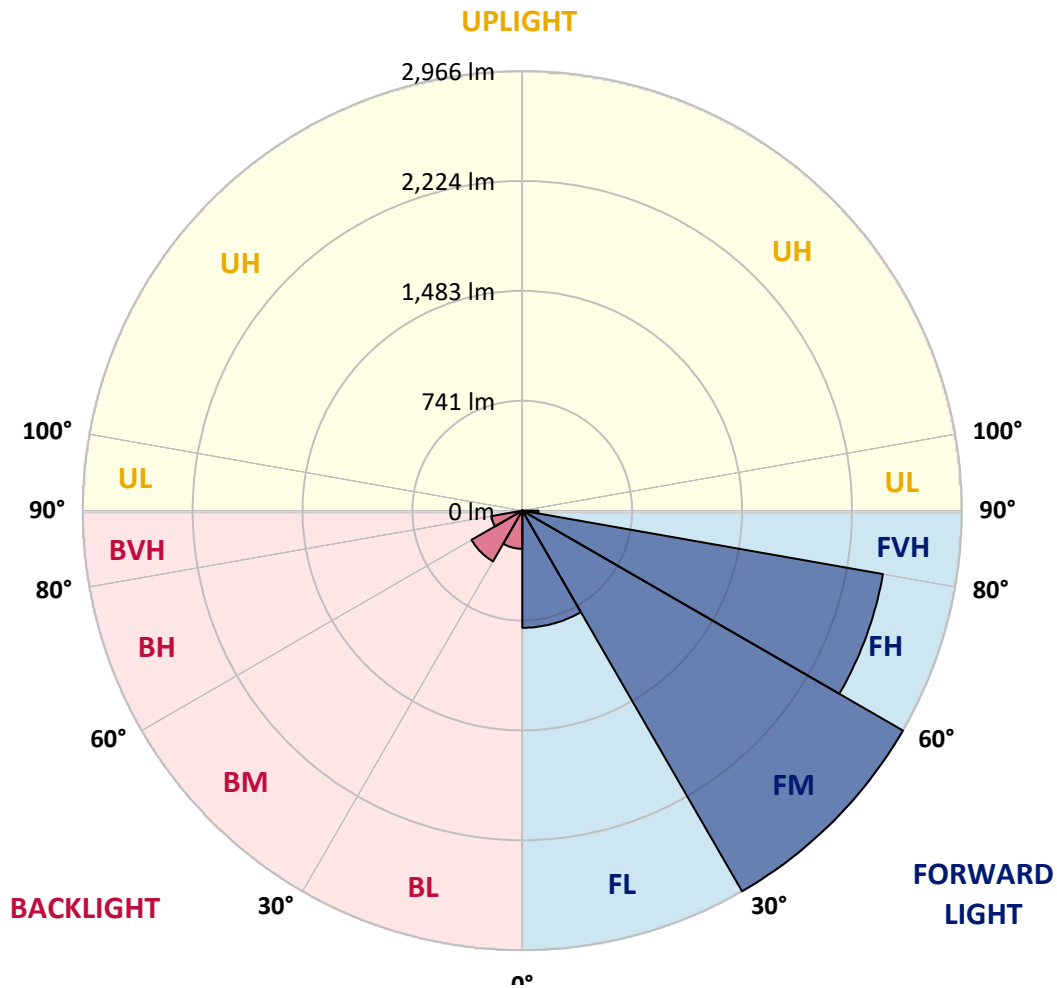
REPORT NUMBER: P386420

CATALOG NUMBER: GWC-SA2A-750-U-SLR-HSS

**LUMINAIRE CLASSIFICATION SYSTEM LUMEN TABLE AND BUG RATING:**

Zone	Lumens	% Fixture	Zone Rating/Lumen Limit		
			B	U	G
FL (0°-30°)	790.7	11.0			
FM (30°-60°)	2965.9	41.1			
FH (60°-80°)	2471.0	34.3			G2/5000
FVH (80°-90°)	108.9	1.5			G2/225
BL (0°-30°)	257.7	3.6	B1/500		
BM (30°-60°)	395.1	5.5	B1/1000		
BH (60°-80°)	212.7	2.9	B1/500		G1/500
BVH (80°-90°)	7.0	0.1			G0/10
UL (90°-100°)	0.0	0.0		U0/0	
UH (100°-180°)	0.0	0.0		U0/0	

**BUG Rating: B1-U0-G2**  
 Type IV Medium





REPORT NUMBER: P386420

CATALOG NUMBER: GWC-SA2A-750-U-SLR-HSS

**CANDELA DISTRIBUTION (FULL):**

	0°	1°	5°	15°	25°	35°	45°	55°	65°	75°	85°
0°	2348.3	2348.3	2348.3	2348.3	2348.3	2348.3	2348.3	2348.3	2348.3	2348.3	2348.3
2.5°	2571.3	2551.5	2529.7	2458.3	2392.0	2316.2	2254.4	2211.4	2157.4	2087.4	2069.6
5°	2552.9	2531.7	2463.1	2304.3	2165.3	2030.0	1899.6	1823.1	1728.1	1631.8	1607.9
7.5°	2367.4	2345.2	2246.2	2028.7	1841.5	1646.1	1476.7	1371.9	1264.7	1176.5	1129.8
10°	2174.5	2150.2	2038.9	1774.9	1544.4	1367.8	1243.5	1143.4	1042.0	947.7	872.6
12.5°	2041.6	2009.9	1889.0	1589.8	1389.0	1269.1	1153.0	1033.1	895.8	794.7	712.1
15°	1986.0	1949.8	1822.0	1518.4	1334.0	1193.3	1042.0	894.8	733.9	618.2	542.3
17.5°	2029.0	1981.9	1844.9	1513.6	1265.0	1073.4	882.2	709.3	534.8	417.7	363.7
20°	2175.2	2113.3	1939.5	1512.3	1181.3	931.0	688.5	493.2	352.5	283.5	255.1
22.5°	2405.4	2323.7	2075.4	1523.2	1094.9	781.4	497.3	335.0	264.7	228.8	212.1
25°	2683.4	2588.8	2271.1	1561.8	1019.1	635.9	361.3	264.7	223.4	197.1	183.1
27.5°	2947.7	2870.8	2518.4	1617.5	960.4	518.4	293.4	224.4	190.9	173.5	162.2
30°	3211.7	3115.0	2772.1	1683.7	889.7	438.9	257.9	204.6	171.1	152.7	145.5
32.5°	3403.6	3323.4	2970.9	1731.5	814.2	386.9	230.5	187.2	159.8	141.0	130.5
35°	3629.4	3538.5	3141.3	1742.1	765.7	354.2	207.3	168.4	138.7	121.9	110.7
37.5°	3873.2	3760.2	3338.1	1718.9	727.8	338.1	189.9	159.8	129.4	112.4	100.4
40°	4143.0	4015.3	3526.9	1685.4	690.6	332.6	176.6	153.3	122.3	104.8	92.6
42.5°	4427.2	4276.6	3690.5	1650.2	667.0	313.9	175.2	146.9	116.8	98.0	85.7
45°	4665.9	4513.2	3858.5	1638.6	650.3	293.4	181.0	142.4	113.0	92.6	80.6
47.5°	4856.1	4711.7	4030.7	1664.6	640.7	274.6	165.0	148.2	111.0	87.8	76.2
50°	5083.2	4919.7	4273.1	1742.1	626.7	255.8	149.2	169.7	111.0	84.7	72.4
52.5°	5368.1	5206.2	4543.6	1862.3	598.7	229.8	134.2	170.1	112.0	80.6	67.6
55°	5726.3	5608.8	4929.9	1994.2	554.0	191.6	116.1	146.2	107.9	73.1	63.2
57.5°	6069.9	5973.9	5282.0	2084.3	494.2	149.6	101.1	117.8	98.7	64.2	56.4
59°	6163.8	6059.0	5411.1	2088.4	449.4	130.5	93.6	97.3	96.7	60.1	52.3
60°	6163.8	6052.5	5448.3	2066.6	417.0	119.9	88.8	86.7	100.7	57.4	49.9
62.5°	6052.1	5895.7	5327.4	1918.7	340.2	102.1	77.5	71.7	90.5	51.6	44.1
65°	5819.9	5592.1	4915.6	1651.3	303.3	93.6	66.9	58.7	62.8	45.4	38.6
67.5°	5432.6	5123.9	4321.6	1334.0	288.6	91.2	57.7	49.9	47.5	38.9	33.8
70°	4750.6	4408.0	3600.7	1048.8	276.0	90.2	48.5	42.0	38.3	32.8	28.7
72.5°	3457.6	3100.4	2556.3	820.0	268.4	92.2	38.9	35.2	31.4	25.6	22.2
75°	1977.8	1743.8	1436.8	541.7	228.8	88.1	30.1	29.4	22.5	18.4	15.4
77.5°	1021.8	990.8	861.0	208.0	109.6	38.6	19.8	17.1	13.3	11.3	9.2
80°	440.9	436.1	377.4	60.1	29.0	21.5	11.3	7.2	6.1	4.8	3.8
82.5°	152.3	152.3	134.2	20.1	13.0	10.6	1.4	0.0	0.0	0.0	0.0
85°	30.7	34.5	24.2	0.0	4.4	0.0	0.0	0.0	0.0	0.0	0.0
87.5°	0.0	0.0	0.0	0.0	0.0	0.0	0.0	0.0	0.0	0.0	0.0
90°	0.0	0.0	0.0	0.0	0.0	0.0	0.0	0.0	0.0	0.0	0.0



REPORT NUMBER: P386420  
 CATALOG NUMBER: GWC-SA2A-750-U-SLR-HSS

**CANDELA DISTRIBUTION (continued):**

	90°	95°	105°	115°	125°	135°	145°	155°	165°	175°	180°
0°	2348.3	2348.3	2348.3	2348.3	2348.3	2348.3	2348.3	2348.3	2348.3	2348.3	2348.3
2.5°	2048.1	2006.8	2004.1	1978.1	1945.7	1931.0	1922.4	1937.5	1955.9	1958.0	1985.6
5°	1589.8	1546.4	1564.5	1518.4	1527.6	1518.4	1503.4	1506.1	1514.3	1488.7	1520.5
7.5°	1116.4	1083.7	1104.5	1092.2	1108.6	1115.1	1105.9	1092.2	1051.9	1047.1	1074.8
10°	841.5	804.3	782.1	758.9	764.0	774.6	771.2	761.3	735.6	737.0	763.6
12.5°	676.2	634.6	590.5	533.5	519.5	527.3	519.5	513.7	489.1	491.1	514.7
15°	513.0	478.8	432.7	386.9	362.0	364.4	342.5	327.2	311.8	293.4	307.7
17.5°	346.3	325.5	311.8	298.2	268.4	261.6	233.9	204.2	192.6	184.1	190.2
20°	245.2	233.9	228.5	227.8	210.7	202.2	175.2	156.8	151.0	149.2	153.0
22.5°	204.9	196.7	188.9	184.4	175.9	166.0	145.5	136.3	132.2	130.1	132.9
25°	178.3	172.1	163.9	156.4	153.0	142.4	127.7	120.9	118.2	116.1	117.5
27.5°	158.5	153.0	143.4	138.7	135.9	126.7	114.1	108.6	106.2	105.5	105.2
30°	142.8	137.6	128.8	123.3	118.5	110.3	102.8	97.3	94.9	94.3	93.6
32.5°	127.0	122.9	117.1	111.7	106.6	99.0	92.6	88.1	84.4	83.7	83.3
35°	107.2	103.1	100.1	99.7	94.9	87.8	83.0	77.2	74.1	73.1	73.4
37.5°	95.3	89.8	83.0	85.4	84.0	78.9	72.4	66.6	63.5	62.8	62.8
40°	87.8	82.0	74.1	70.0	74.1	73.1	62.8	57.0	54.0	53.6	52.9
42.5°	80.6	74.8	65.9	59.1	61.1	64.2	54.3	48.8	45.8	45.1	44.1
45°	75.5	69.3	59.4	51.6	47.5	54.0	46.4	39.6	37.9	36.5	35.9
47.5°	70.7	64.9	53.6	44.7	37.9	38.9	37.2	32.4	30.4	29.0	28.7
50°	66.6	60.4	48.5	38.3	31.4	28.7	30.1	25.6	23.9	22.5	21.9
52.5°	61.8	56.0	43.0	33.1	26.3	22.5	22.9	20.1	18.4	17.4	17.1
55°	58.1	52.3	38.6	29.0	23.2	18.4	16.4	15.7	14.7	14.0	13.7
57.5°	52.9	47.5	34.2	24.6	19.8	15.0	12.6	12.6	12.3	11.6	11.3
59°	49.9	45.1	31.4	22.2	18.1	13.0	11.3	11.6	11.3	10.6	10.2
60°	47.5	43.0	29.4	20.5	17.1	12.0	10.2	10.9	10.6	9.9	9.6
62.5°	42.0	38.9	25.3	17.1	15.0	9.6	8.5	9.2	9.2	8.9	8.5
65°	36.9	33.5	21.5	14.3	14.0	8.2	6.8	8.2	8.5	7.9	7.2
67.5°	32.1	28.7	18.8	11.6	13.0	6.5	5.1	6.8	9.2	7.2	6.5
70°	27.3	23.9	14.7	9.2	13.7	4.4	4.1	6.1	10.9	7.9	6.1
72.5°	21.2	18.4	10.2	6.8	14.7	3.1	3.1	5.1	12.3	8.5	5.8
75°	14.7	12.0	6.1	4.1	12.0	2.0	2.0	4.8	11.6	7.9	5.5
77.5°	8.5	6.5	2.0	0.3	6.1	0.0	0.3	3.4	8.2	4.8	2.4
80°	3.1	1.4	0.0	0.0	3.8	0.0	0.0	0.0	0.7	0.0	0.0
82.5°	0.0	0.0	0.0	0.0	0.0	0.0	0.0	0.0	0.0	0.0	0.0
85°	0.0	0.0	0.0	0.0	0.0	0.0	0.0	0.0	0.0	0.0	0.0
87.5°	0.0	0.0	0.0	0.0	0.0	0.0	0.0	0.0	0.0	0.0	0.0
90°	0.0	0.0	0.0	0.0	0.0	0.0	0.0	0.0	0.0	0.0	0.0





REPORT NUMBER: P386420  
 CATALOG NUMBER: GWC-SA2A-750-U-SLR-HSS

**CANDELA DISTRIBUTION (continued):**

	185°	195°	205°	215°	225°	235°	245°	255°	265°	270°	275°
0°	2348.3	2348.3	2348.3	2348.3	2348.3	2348.3	2348.3	2348.3	2348.3	2348.3	2348.3
2.5°	1992.8	2038.9	2080.2	2142.7	2216.8	2302.2	2375.6	2454.5	2528.6	2559.4	2580.6
5°	1527.0	1584.0	1650.6	1742.5	1864.7	2015.3	2156.4	2315.9	2487.3	2573.0	2653.6
7.5°	1079.6	1137.6	1220.3	1317.9	1465.8	1645.1	1829.5	2049.8	2282.1	2417.6	2551.2
10°	776.3	847.7	924.8	1058.4	1208.7	1378.7	1568.6	1814.5	2073.4	2223.7	2384.5
12.5°	528.3	609.6	726.4	876.0	1052.6	1219.2	1384.2	1618.8	1919.4	2068.3	2240.7
15°	316.9	362.0	485.6	658.8	875.3	1083.0	1263.6	1498.9	1819.3	2001.7	2181.0
17.5°	195.4	216.2	283.5	425.5	653.0	915.6	1163.2	1458.3	1833.6	2055.6	2247.6
20°	155.7	163.9	185.4	251.4	432.7	731.2	1050.2	1450.1	1950.8	2224.0	2429.9
22.5°	135.2	143.1	157.4	182.7	272.2	547.5	942.9	1457.6	2118.8	2476.4	2716.8
25°	119.2	126.0	139.7	160.5	199.4	385.6	828.2	1491.1	2337.7	2789.6	3045.0
27.5°	106.6	112.4	125.0	144.1	171.1	269.1	698.1	1531.7	2597.3	3109.9	3362.0
30°	94.9	100.1	111.3	129.1	148.6	207.0	555.3	1559.4	2857.2	3362.0	3588.4
32.5°	85.0	88.8	99.0	114.1	129.1	165.0	422.1	1555.0	3050.2	3571.7	3751.3
35°	74.8	78.6	87.4	100.4	112.4	136.3	332.0	1472.0	3218.2	3789.2	3937.8
37.5°	63.5	68.3	76.8	88.5	96.7	119.9	268.4	1371.9	3388.6	4037.8	4145.8
40°	54.0	58.7	66.3	78.9	84.0	113.7	206.3	1250.0	3580.2	4315.8	4373.9
42.5°	44.7	49.2	57.0	68.0	79.2	98.0	152.7	1110.6	3764.3	4553.5	4581.9
45°	36.2	40.6	48.8	59.8	84.7	81.3	118.2	961.4	3912.8	4751.3	4760.5
47.5°	28.7	32.8	41.3	56.4	78.9	64.9	84.4	844.2	4037.5	4905.6	4881.4
50°	22.2	25.6	34.5	64.5	69.0	53.6	63.9	805.3	4149.2	5001.3	4938.4
52.5°	17.4	20.5	28.3	60.4	53.6	44.4	53.6	841.9	4302.2	5080.5	4970.5
55°	14.0	17.1	22.2	34.5	36.5	37.6	45.8	876.0	4566.2	5266.3	5160.1
57.5°	11.6	14.7	18.1	24.2	27.7	31.8	40.6	879.8	4877.3	5575.0	5474.6
59°	10.6	13.3	16.4	21.5	24.2	29.0	38.3	859.3	4986.9	5687.4	5637.2
60°	9.9	12.6	15.4	19.8	22.5	27.3	36.9	839.8	4991.7	5683.3	5706.5
62.5°	8.5	11.3	13.7	16.7	19.1	23.2	33.1	767.7	4789.5	5497.2	5664.9
65°	7.5	9.9	12.3	14.3	16.4	20.8	30.1	636.3	4444.3	5197.0	5379.7
67.5°	6.8	8.5	11.3	12.6	14.7	18.4	26.6	453.5	4012.9	4829.8	4948.3
70°	6.1	8.2	10.2	11.6	13.3	16.1	22.9	260.6	3388.6	4292.3	4376.6
72.5°	5.8	7.9	9.2	10.9	12.0	14.3	20.8	122.6	2481.2	3438.5	3658.7
75°	5.1	7.2	8.5	10.2	11.3	13.0	17.8	58.7	1650.2	2488.3	2738.7
77.5°	3.1	5.8	7.9	9.2	9.9	11.3	14.7	33.8	1053.3	1722.3	2028.7
80°	0.0	2.0	5.8	7.9	8.5	9.6	11.3	26.6	563.5	983.9	1181.0
82.5°	0.0	0.0	4.1	6.1	5.8	6.5	8.5	16.7	254.1	643.1	724.7
85°	0.0	0.0	1.4	4.8	4.1	3.1	5.8	5.8	55.7	325.5	406.1
87.5°	0.0	0.0	0.0	0.3	2.0	1.4	2.4	0.7	0.3	24.2	98.4
90°	0.0	0.0	0.0	0.0	0.0	0.0	0.0	0.0	0.0	0.0	0.0



REPORT NUMBER: P386420

CATALOG NUMBER: GWC-SA2A-750-U-SLR-HSS

**CANDELA DISTRIBUTION (continued):**

	285°	295°	305°	315°	325°	335°	345°	355°	359°	360°
0°	2348.3	2348.3	2348.3	2348.3	2348.3	2348.3	2348.3	2348.3	2348.3	2348.3
2.5°	2654.7	2679.9	2722.6	2742.8	2732.9	2690.9	2640.7	2589.4	2559.4	2571.3
5°	2817.9	2948.0	3023.2	3048.1	3006.4	2912.2	2788.9	2626.3	2568.6	2552.9
7.5°	2817.9	3062.8	3217.8	3245.2	3152.3	2967.5	2736.3	2482.5	2398.2	2367.4
10°	2718.9	3052.2	3268.4	3311.8	3182.0	2905.7	2595.9	2306.3	2206.2	2174.5
12.5°	2607.2	2966.1	3193.9	3253.7	3147.1	2844.2	2498.6	2187.1	2069.3	2041.6
15°	2538.5	2860.3	3048.8	3092.2	3047.1	2808.4	2475.4	2151.3	2012.6	1986.0
17.5°	2563.1	2778.3	2846.3	2871.5	2901.9	2795.7	2538.5	2229.8	2054.3	2029.0
20°	2655.7	2691.9	2656.7	2688.5	2770.4	2808.0	2689.2	2419.7	2209.0	2175.2
22.5°	2812.8	2647.2	2548.5	2561.1	2660.8	2848.7	2919.3	2690.9	2447.7	2405.4
25°	2995.8	2683.4	2488.3	2477.1	2579.5	2902.3	3129.7	2985.9	2730.1	2683.4
27.5°	3226.0	2764.6	2476.0	2464.8	2551.2	2952.5	3304.6	3277.6	3027.6	2947.7
30°	3403.6	2844.6	2512.6	2486.6	2579.5	2987.3	3445.0	3525.2	3264.6	3211.7
32.5°	3531.0	2938.8	2572.0	2534.4	2659.4	3047.4	3553.2	3752.0	3483.9	3403.6
35°	3628.0	3041.3	2668.0	2606.2	2769.4	3138.6	3654.6	3993.4	3717.1	3629.4
37.5°	3718.9	3185.1	2817.9	2744.1	2941.9	3285.5	3761.9	4267.3	3978.1	3873.2
40°	3845.6	3348.0	3049.1	2983.6	3231.8	3485.6	3895.8	4552.9	4274.9	4143.0
42.5°	3972.3	3522.8	3285.8	3303.6	3593.5	3728.8	4068.6	4854.8	4567.9	4427.2
45°	4088.0	3703.1	3622.9	3704.9	3929.2	3995.5	4240.4	5029.3	4801.8	4665.9
47.5°	4191.2	3928.5	3957.9	4176.2	4311.1	4236.9	4368.8	5179.9	4976.0	4856.1
50°	4311.1	4220.2	4399.5	4708.2	4750.6	4455.5	4485.6	5358.2	5179.6	5083.2
52.5°	4442.2	4527.6	4888.6	5160.8	5147.1	4692.9	4603.1	5558.0	5458.6	5368.1
55°	4591.1	4775.9	5319.2	5584.3	5572.6	4957.9	4797.7	5804.9	5808.3	5726.3
57.5°	4812.1	4989.7	5611.6	5926.8	5946.3	5263.9	5127.6	6081.5	6124.5	6069.9
59°	4970.5	5128.3	5727.4	6069.9	6149.1	5500.6	5368.8	6242.0	6213.7	6163.8
60°	5088.0	5216.4	5784.7	6144.7	6267.0	5661.1	5546.7	6336.3	6224.3	6163.8
62.5°	5378.7	5408.4	5888.2	6229.4	6402.5	6017.7	6047.4	6496.8	6150.8	6052.1
65°	5514.2	5529.6	5886.8	6077.8	6271.4	6295.3	6501.6	6501.6	5971.5	5819.9
67.5°	5457.6	5383.4	5594.8	5575.0	5768.3	6130.4	6672.4	6263.2	5628.7	5432.6
70°	4996.5	4711.3	4617.4	4625.9	4773.8	5332.2	6334.2	5561.7	4979.8	4750.6
72.5°	4157.4	3473.3	3241.4	3506.1	3544.7	4097.9	5398.1	4188.4	3672.4	3457.6
75°	3343.9	2448.4	2071.3	2350.7	2416.3	2998.9	4175.8	2608.6	2145.1	1977.8
77.5°	2402.3	1757.5	1486.3	1466.8	1551.5	1901.9	2963.1	1312.8	1094.9	1021.8
80°	1364.7	1156.7	1245.5	1175.2	1217.9	1189.2	1407.8	575.8	471.6	440.9
82.5°	823.8	683.7	740.4	616.5	780.0	679.3	542.3	184.4	160.2	152.3
85°	535.9	373.6	194.7	130.5	268.8	434.1	121.2	50.2	38.6	30.7
87.5°	184.8	95.3	9.6	4.1	28.7	80.9	4.4	0.0	0.0	0.0
90°	0.0	0.0	0.0	0.0	0.0	0.0	0.0	0.0	0.0	0.0

Signify Classified - Internal  
Cooper Lighting Solutions Photometric Lab  
1121 Highway 74 South  
Peachtree City, GA 30269

Scaled Data Report



Report Generated By 670245982

Signify Classified - Internal  
Cooper Lighting Solutions Photometric Lab  
1121 Highway 74 South  
Peachtree City, GA 30269

Scaled Data Report



Signify Classified - Internal  
Cooper Lighting Solutions Photometric Lab  
1121 Highway 74 South  
Peachtree City, GA 30269

Scaled Data Report



Signify Classified - Internal  
Cooper Lighting Solutions Photometric Lab  
1121 Highway 74 South  
Peachtree City, GA 30269

Scaled Data Report



Signify Classified - Internal  
Cooper Lighting Solutions Photometric Lab  
1121 Highway 74 South  
Peachtree City, GA 30269

Scaled Data Report



--- HS — SS

Signify Classified - Internal  
Cooper Lighting Solutions Photometric Lab  
1121 Highway 74 South  
Peachtree City, GA 30269

Scaled Data Report



u



Signify Classified - Internal  
Cooper Lighting Solutions Photometric Lab  
1121 Highway 74 South  
Peachtree City, GA 30269

Scaled Data Report



Signify Classified - Internal  
Cooper Lighting Solutions Photometric Lab  
1121 Highway 74 South  
Peachtree City, GA 30269

Scaled Data Report



Signify Classified - Internal  
Cooper Lighting Solutions Photometric Lab  
1121 Highway 74 South  
Peachtree City, GA 30269

Scaled Data Report



Signify Classified - Internal  
Cooper Lighting Solutions Photometric Lab  
1121 Highway 74 South  
Peachtree City, GA 30269

Scaled Data Report



(END OF REPORT)